

What is an ATV?

One Size Does Not Fit All

Your child's safety depends on you providing the right ATV based on their age and readiness to safely operate the ATV.



Ages 6+



Ages 10+



Ages 14+



Ages 16+

Adult Supervision Required for Riders Under Age 16.

For ATV training call 800-887-2887
www.atvsafety.org

SVA
Specialty Vehicle Institute of America

State laws may vary as to the minimum age of operation, check your local laws before riding.

An all-terrain vehicle is any motorized off-highway vehicle designed to travel on four low-pressure tires, having a seat designed to be straddled by the operator and handlebars for steering control. Single rider ATV's are intended for use by a single operator and no passenger. Two-up ATVs are designed for an operator and one passenger.



THE ATV SAFETY INSTITUTE'S GOLDEN RULES

Always wear a helmet and other protective gear.

Never ride on public roads – another vehicle could hit you.

Never ride under the influence of alcohol or other drugs.

Never carry a passenger on a single-rider vehicle.

Ride an ATV that's right for your age.

Supervise riders younger than 16; ATVs are not toys.

Ride only on designated trails and at a safe speed.

Take an ATV *RiderCourse*; to enroll call toll-free 800.887.2887.
or visit www.atvsafety.org

To enroll call toll-free
800.887.2887

or visit
www.atvsafety.org

About the ASI RiderCourse

The hands-on, half-day ATV *RiderCourse* is conducted by licensed ATV Safety Institute Instructors. The course offers students an opportunity to increase their safety knowledge and to practice basic riding skills in a controlled environment under the direct supervision of a licensed Instructor.

Taking an ATV *RiderCourse*:

- Improves riding skills
- Builds confidence
- Gets kids started right
- Is a great way to meet other riders
- Teaches how to Tread Lightly!

Fun ATV Puzzles

Here are some activities that you can use to help learn about ATV parts and controls.

ATV Crossword Puzzle

ACROSS


1. What is this puzzle all about?
2. A piece of safety equipment for the head that is always worn when riding
3. Protective gear for your hands
4. Where you should always ride your ATV
5. Initials for an All-Terrain Vehicle

DOWN

6. The place where you always keep your feet when riding an ATV
7. Protective gear for your feet and ankles

Some of the words needed are listed below:

ATV	OFF-ROAD	HELMET
GLOVES	FOOTRESTS	ENGINE
BOOTS	SAFETY	CHOKE

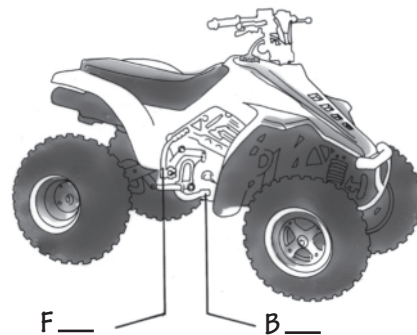
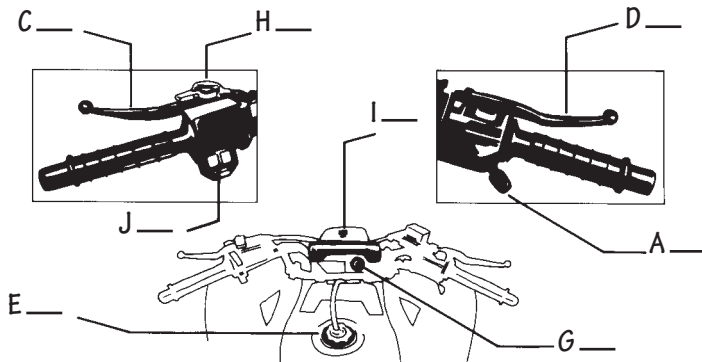


Crossword Answers: 1) Safety, 2) Helmet, 3) Gloves, 4) Off-Road, 5) ATV, 6) Footrests, 7) Boots

Name the ATV Parts

Match the number of the ATV part or control to the correct letter on the diagrams shown.

- | | | |
|------------------------|--------------------|-----------------------------------|
| 1. Parking Brake | 4. Throttle | 7. Engine Stop Switch |
| 2. Hand Brake Lever(s) | 5. Ignition Switch | 8. Gas Cap/Tank Vent |
| 3. Foot Brake Pedal | 6. Choke (primer) | 9. Starter (pull, kick, electric) |



Name the ATV Parts Answers: A) 4, B) 3, C) 2, D) 2, E) 8, F) 9, G) 5, H) 1, I) 6, J) 7